MARCUS PAYNE · EXP REALTY

The Buyer's Guide

From first showing to front-door keys

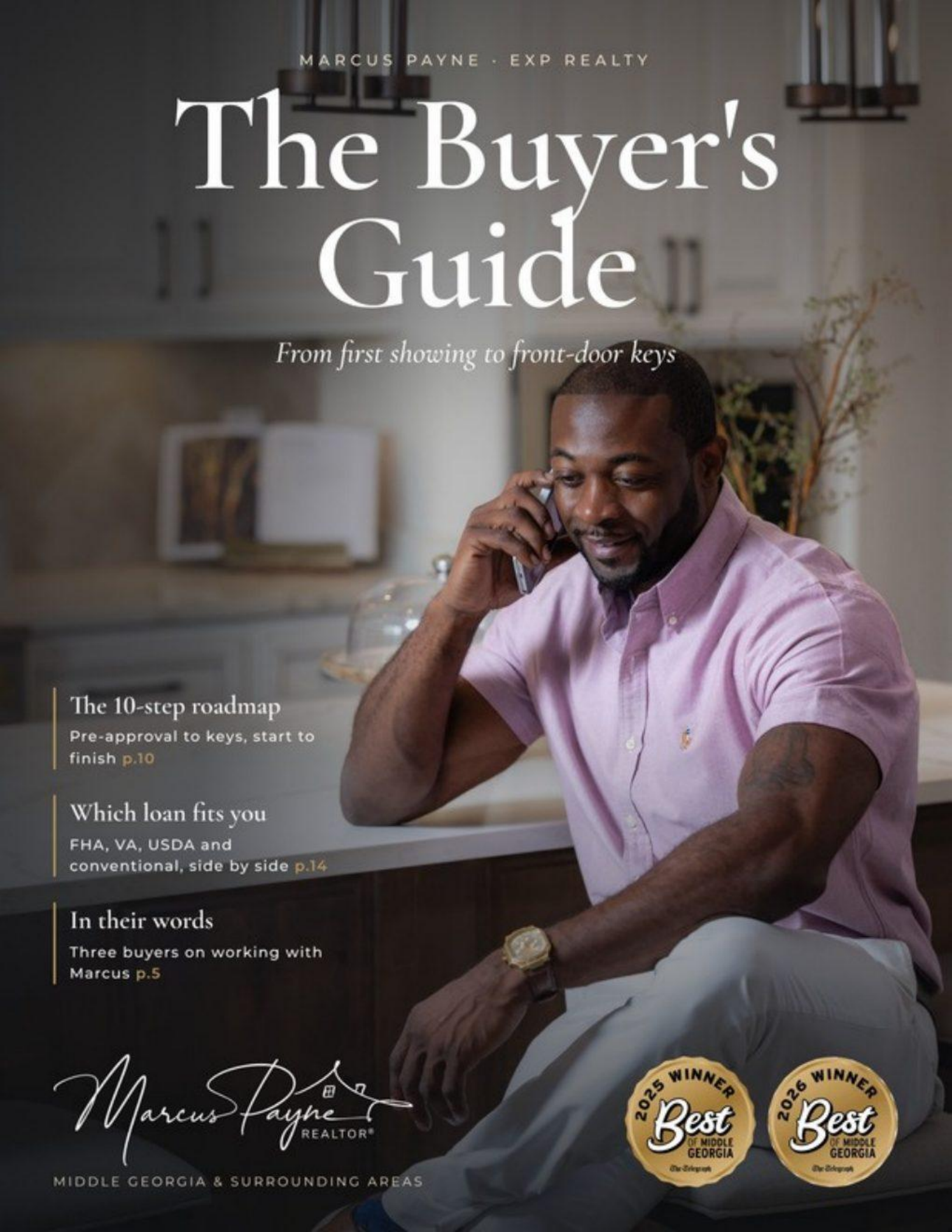

The 10-step roadmap
Pre-approval to keys, start to finish p.10

Which loan fits you
FHA, VA, USDA and conventional, side by side p.14

In their words
Three buyers on working with Marcus p.5

Marcus Payne REALTOR®

MIDDLE GEORGIA & SURROUNDING AREAS

2025 WINNER Best OF MIDDLE GEORGIA The Telegraph

2026 WINNER Best OF MIDDLE GEORGIA The Telegraph

Marcus Payne
REALTOR®

2025 WINNER Best OF MIDDLE GEORGIA The Telegraph

YOUR CHOICE FOR ALL THINGS REAL ESTATE

"Going the extra mile so you can walk through the right front door."

I'm so glad you're here! Buying a home is a meaningful milestone, and I'm honored to walk alongside you through every step. I take pride in making the process smooth, informed, and very enjoyable.

Real estate is personal, and so is my approach. I'll take time to understand what matters most to you and be your trusted guide from our first tour to the final keys in your hand. With market expertise and a heart for service, I'm here to be your advisor, negotiator, and biggest advocate.

You're not just working with an agent, you're gaining a partner who genuinely cares. Real estate is not only my passion, but also my purpose!

Let's find your future home, together!

Marcus Payne
REALTOR®



(229) 947-9058

MARCUS.PAYNE@EXPREALTY.COM

MARCUSPAYNEREALTOR.COM



THE BUYER'S GUIDE

Inside

A note from Marcus 2

Why work with me 4

In their words: client testimonials 5

The buyer agreement 6

The advantage of buyer representation 8

The home buying roadmap 10

The ten steps

01 Buyer consult 11

02 Prepare your finances 12

03 Get pre-approved 13

Mortgage loans: which is best for you? 14

04 Start house hunting 15

What matters most · Must-have checklist 16

05 Submit an offer 18

06 Escrow and loan 19

07 Home inspection 20

08 Appraisal and insurance 21

09 The last steps 22

10 Closing day 23

Marcus Payne REALTOR®

YOUR CHOICE FOR ALL THINGS REAL ESTATE

Why Work with Me?

TRUSTED EXPERIENCE TAILORED TO *YOU*

With years of experience in real estate, I've had the privilege of helping hundreds of families find the right home. I specialize in first-time buyers, military relocation, and investment properties, and I'm proud to be affiliated with eXp Realty, one of the most trusted names in the industry.

My commitment is centered on delivering top-tier service, skilled negotiations, and clear, honest communication every step of the way. To better serve you, I hold the following credentials:

- REALTOR®
- Pricing Strategy Advisor (PSA)
- Military Relocation Professional (MRP)
- Best of Middle Georgia #1 REALTOR®

2025 WINNER Best OF MIDDLE GEORGIA The Telegraph



YOUR MIDDLE GEORGIA REALTOR®

Helping buyers, sellers & investors in:

Warner Robins · Bonaire · Kathleen · Perry · Byron · Macon
and ALL of Middle Georgia + Surrounding Areas

250+	100+	#1	5+
FAMILIES SERVED	FIVE-STAR GOOGLE REVIEWS	BEST OF MIDDLE GA 2025 & 2026	YEARS MIDDLE GA MARKET EXPERTISE

Client Testimonials

WHAT MY BUYERS ARE SAYING

★★★★★



A friend recommended Marcus to help my family with a short-notice move from Texas to Georgia, and we're so glad they did. He went the extra mile by sharing detailed videos and photos that helped us make an informed decision from a distance. Thanks to Marcus, we secured the home we wanted, within our budget, and on a tight timeline. He's a true professional: assertive when needed, honest in his feedback, and always advocating for his clients' best interests.

Crystal Joyner

★★★★★

Marcus was a great help in buying our first home as we relocated from CA. He was readily available, explained the overall process, and kept us updated throughout each step of the process. He helped us submit a competitive offer that was accepted upon the initial submission. Thank you Marcus! ***Kyrie Buckhalter***



★★★★★



Marcus was fantastic and very patient. First time buying a house and he didn't mind the many many questions I had. Also worked with us on and off for over a year to find a house that met our needs and wants. Would definitely recommend him to anyone needing a realtor and will 100% use him again if I buy or sell another home. ***Aaron & Angela Hunt***

Buyer Agreement

LET'S MAKE YOUR NEW HOME DREAMS A REALITY

Thank you for allowing me the opportunity to guide you through your real estate journey. I'm dedicated to delivering top-level service and making your home buying experience smooth and successful. Please review the following agreement, which outlines the details of our partnership moving forward.

Services We Provide

Personalized Property Search
I'll help you find homes that match your goals, preferences, and budget.

Expert Market Insights
Receive in-depth market analysis so you can make confident, informed decisions.

Guided Property Tours
I'll schedule and accompany you on showings to help you evaluate each home.

Skilled Negotiation
We'll advocate for you to secure the best price and terms possible.

Seamless Transaction Support
From inspections to closing, I'll coordinate every step for a smooth process.

Buyer's Responsibilities

Exclusive Partnership
You agree to work solely with me throughout the duration of this agreement, as outlined in the Buyer Agreement.

Open Communication
Please keep me updated on any changes to your preferences, finances, or other details that may impact your home search.

Timely Documentation
To keep the process on track, I ask that you provide all required documents promptly when requested.

By signing the Buyer Agreement, you confirm that you've reviewed and agreed to the terms outlined. I'm extremely excited to partner with you and help you find the perfect home.



Buyer Agreement

UNDERSTANDING OUR PARTNERSHIP

Our Partnership

The Buyer Broker Agreement officially establishes our partnership and details my commitment to guide you throughout your home-buying journey.

Protecting Your Interests

This agreement guarantees I'm solely representing you, enabling me to strongly advocate for your interests in negotiations and every step of the way.

Clarity on Services

The agreement outlines the services I'll provide —property searches, market analysis, and support through inspections and closing. It's my commitment to fully guide and support you.

Flexibility

Though this agreement is a commitment, we can customize the terms to fit your needs, including the length and any special conditions you prefer.

Exclusivity

This agreement typically means you'll work solely with me, allowing me to dedicate my full time and resources to helping you find the perfect home.

The Advantage of Buyer Representation





With years of experience in real estate, I'm here to guide you through every step of the home-buying process. I'm passionate about supporting my clients, and I use my in-depth market knowledge and tailored approach to make your journey smooth, informed, and stress-free.

Expert Guidance
You'll have a knowledgeable pro to walk you through every step of the process.

Access to Listings
Gain access to the most current homes, including off-market and coming-soon listings.

Skilled Negotiation
I advocate for your best interests when it comes to price, terms, and repairs.

Trusted Vendor Referrals
I connect you with reputable lenders, inspectors, contractors, and more.

Market Insight
I help you understand local trends, pricing, and value to make smart decisions.

All the Legal Stuff
I handle the contract details, timelines, and legal requirements for a smooth transaction.

Marcus Payne
REALTOR®

YOUR CHOICE FOR ALL THINGS REAL ESTATE

LET'S FIND YOUR

DREAM HOME

I am here to guide you through your home-buying journey every step of the way!



Home Buying *Roadmap*

A HOME BUYER OVERVIEW

1

Buyer Consult

Map out your goals, budget, and timeline

2

Prepare Finances

Check your credit and organize finances.

3

Get Pre-Approved

Meet with a lender and get pre-approval letter

4

Start House Hunting

Browse listings online and schedule home tours

5

Submit an Offer

We will put in a strong offer and negotiate the terms

6

Escrow & Loan

Deposit escrow and finalize your loan application

7

Home Inspection

Schedule inspection and negotiate any repair requests

8

Value & Protect

Order appraisal and obtain homeowners insurance

9

Last Steps

Receive a clear to close form & perform a final walk-through

10

Closing

Congrats! Time to get your keys and enjoy your new home



STEP ONE

Buyer Consult

Buying a home is a major milestone, and one of the biggest financial decisions you'll ever make. That's why having the right real estate agent matters. With the guidance of a knowledgeable and committed professional, you'll move through each step with confidence, clarity, and someone who's always advocating for your best interests.

What You Should Expect From Your Agent:

- [ ] **Listens and Puts You First**
  A great agent takes time to understand your goals, timeline, and preferences, and tailors the entire experience to what matters most to you.

- [ ] **Local Market Expertise**
  They know the ins and outs of your target neighborhoods (schools, trends, pricing) so you can make confident, informed decisions.

- [ ] **Clear and Consistent Communication**
  You'll never be left guessing. A top agent keeps you in the loop with timely updates, honest answers, and total transparency.

- [ ] **Strategic Negotiator**
  Your agent should be your advocate: securing fair terms, protecting your investment, and making sure you're getting the best deal possible.

- [ ] **Calm Problem-Solver**
  Every transaction has hiccups. The right agent stays cool under pressure and solves challenges quickly, keeping the process smooth and stress-free.

STEP TWO

Prepare Finances

HOW MUCH CAN YOU AFFORD?

Mortgage lenders typically advise against purchasing a home that costs more than 3 to 5 times your yearly household income. If you're not paying cash, you'll need a mortgage pre-approval from a lender before you start shopping. Your lender will help you find a loan that fits your situation. Some buyers prioritize keeping their monthly payments low, while others prefer the stability of payments that won't change over time.



Save for a down payment & other expenses!

It's important to have a credit check done as it plays a key role in your mortgage approval and the interest rate you'll receive.

To turn your dream of homeownership into reality, you'll need to save cash for your down payment, earnest money, closing costs, and a home inspection.

You can improve your score by:

- Paying down your credit card balances
- Continue making payments on time
- Avoid applying for new credit until approved

STEP THREE

Pre-Approval

TALKING TO A LENDER

When you're ready to buy a home, the first step is getting pre-approved. It shows sellers you're serious, sets your budget, and helps you act fast in a competitive market.

What is mortgage pre-approval?

Getting pre-approved means a lender has reviewed and verified your finances, unlike pre-qualification, which is just an estimate. This process gives you a clear picture of what you can afford and strengthens your offer when buying a home. Your lender will guide you through each step, but here's what to expect:

- Complete a full mortgage application
- Provide information on your income, assets, and debts
- Lender pulls your credit report
- Receive a pre-approval letter showing your maximum loan amount

Preparing for Meeting with a Lender

Lenders look at your credit, income, debts, and spending habits to calculate pre-approval. To keep things smooth and fast, gather these key documents ahead of time:

- Government-issued ID (driver's license or passport)
- Recent tax returns and W-2 forms
- Pay stubs and proof of income
- Bank statements and asset information
- List of monthly debts and credit obligations
- Job verification documentation (if requested)



Mortgage Loans

WHICH IS BEST FOR YOU?

	Best For	Who Qualifies
FHA Federal Housing Administration	Buyers with lower credit scores or a down payment less than 20%	Anyone who meets the minimum credit and income requirements
USDA U.S. Department of Agriculture	Buyers in rural or eligible suburban areas who want low or no down payment	Income-qualified buyers purchasing in approved USDA zones
VA Department of Veterans Affairs	Military members and their families looking for low rates and zero down	Active-duty, veterans, reservists, and some surviving spouses
Adjustable-Rate Loan	Buyers who don't plan to have a mortgage long-term and want a lower initial interest rate	Ideal for buyers planning to keep the loan briefly or expect an increase in their income.
Conventional Loan	Buyers with strong credit and stable income seeking flexible terms	Typically requires a credit score of 620+ and a down payment starting at 3%

Ask your lender which loan you qualify for and which one aligns with your financial goals.

STEP FOUR

Start House Hunting

The search is on! Once you're pre-approved and ready, it's time to explore homes that fit your needs and lifestyle. Be sure to take detailed notes and photos or videos of each property to help compare options and make confident decisions.



STEP ONE

Define Your Must-Haves

Think about your ideal location, layout, size, and features. Identify what fits your daily routine and supports your long-term plans, distinguishing between essentials and nice-to-haves.

STEP TWO

Explore Listings & Neighborhoods

Browse online listings and explore neighborhoods to get a feel for home prices, availability, and local amenities. Take note of areas that fit your lifestyle and budget.

STEP THREE

Tour with a Trusted Agent

Work with your agent to schedule showings, get expert insights on the home, neighborhood, and value, and receive guidance to spot red flags or hidden perks.

Expert tip:

Don't rely on your memory alone! Taking photos, video and notes help keep each home fresh in your mind.

What Matters Most

YOUR PERSONAL PREFERENCES

Must Haves

Would Like To Have

What other factors will influence your decision? (school zones, distance to work, specific neighborhoods, etc.)

What are the deal breakers in a new home?

How important is the home's condition? (move-in ready vs. willing to do renovations)

What are the best days to schedule showings?

Must Have Checklist

WHAT'S IMPORTANT TO YOU?

Type of Home ○ Family Home ○ Townhouse ○ Condo

Condition ○ Move-In-Ready ○ Needs Some Work ○ Fixer Upper

Exterior ○ Small Yard ○ Large Yard ___ Car Garage

Kitchen

- ○ Island
- ○ Walk-in pantry
- ○ Cabinet storage
- ○ Stone countertops
- ○ Breakfast nook
- ○ Hardwood floors
- ○ Updated appliances

Bathroom

- ○ Modern fixtures
- ○ Walk-in shower
- ○ Spacious master bath
- ○ Double vanity
- ○ Bathtub
- ○ Good storage
- ○ Guest Bathroom

Additional

- ○ Open floor plan
- ○ Office
- ○ Formal dining room
- ○ Parking space
- ○ Fireplace
- ○ Walk-in closet
- ○ Laundry room

Bedrooms: _____ Bathrooms: _____ Ideal Square Footage: _____

Desired Location / Neighborhood / School District: _____

STEP FIVE

Submit an Offer

HOW TO MAKE AN OFFER STAND OUT





Now it's time to make a strong offer. Here are some strategies to help yours stand out!

Competitive Offer

In a competitive market, a strong first offer matters. We'll use a CMA to evaluate the home's value based on recent sales, condition, and trends.

Cash vs Financing

Cash offers are faster and less risky for sellers. If you're financing, a strong pre-approval letter boosts credibility and shows you're ready to close.

Quick Closing Timeline

Sellers favor quicker closings, and aligning with their timeline can make your offer more appealing.

Larger Deposit

A larger deposit shows you're serious and financially committed, helping your offer stand out.

STEP SIX

Escrow & Loan

SECURING YOUR HOME FINANCING



You've made an offer—now what? Once the seller accepts, you officially enter escrow and your loan process begins. This step is all about moving from accepted offer to closing day.

What is Escrow?

Escrow is a neutral third party that holds important funds and documents, protecting both buyer and seller until all parts of the agreement are fulfilled. During this time, you'll:

- Deposit your earnest money into escrow
- Schedule a home inspection
- Begin final steps with your lender
- Review disclosures and sign documents
- Prepare for closing day!

The Loan Process

Now that you're under contract, your lender will process your mortgage, verifying your documents, locking your interest rate (if not already), and ordering an appraisal to confirm the home's value. Here's what you can expect:

- Submit any updated financial paperwork
- Cooperate with the home appraisal process
- Avoid making big purchases or changes to your credit

Most closings take about 30 to 45 days

STEP SEVEN

Order an Inspection

SPOT ISSUES BEFORE YOU BUY

During the inspection period, we'll arrange for a trusted home inspector to thoroughly examine the property. The home inspection is an important part of the buying process that protects you from unexpected issues and gives you peace of mind by providing a professional evaluation of the home's condition before you commit to the purchase.

After the inspection, we'll receive a detailed report outlining any issues found. If repairs are needed, you may have the opportunity to negotiate with the seller to address them.

It's important to schedule your chosen inspections promptly after going under contract to avoid delays and stay on track.

TYPES OF INSPECTIONS

- Home Inspection
- Radon Testing
- Wood Destroying Organism (WDO)
- Mold Inspection
- Foundation Inspection
- HVAC Inspection
- Lead-Based Paint Inspection



Your contract sets the inspection period, often 5 to 10 days

STEP EIGHT

Value & Protect

APPRAISAL AND HOMEOWNERS INSURANCE



Home Appraisal

After your offer is accepted and we've completed the inspection period, your lender will order an appraisal to verify the home's value matches the loan amount. If your contract includes an appraisal contingency and the appraisal comes in lower than your offer, we'll have the chance to renegotiate the price.

Important Reminder

As tempting as it is to start buying furniture and décor for your new home, hold off! Avoid large purchases, opening new credit accounts, or changing jobs during this time. These actions could affect your loan approval. When in doubt, check with your real estate agent or lender first.

Homeowners Insurance

You'll need to secure a homeowner's insurance policy that begins on your closing day to protect your new home from the start. If you don't already have a provider in mind, I can provide you with a list of trusted recommendations to help make the process simple and stress-free.



STEP NINE

The Last Steps

PREPARING FOR YOUR CLOSING

You're nearly at the finish line—closing day is just ahead! These final steps will help everything go smoothly so you're ready to get the keys to your new home.

☐ Review Your Closing Disclosure

You'll get your closing disclosure at least 3 business days before your closing appointment. Take time to review it closely and compare it to your original loan estimate to ensure the fees, loan terms, and costs align. Contact your lender right away if you notice any discrepancies.

☐ Organize Your Documents

Your agent or closing attorney will provide a full list of what to bring, but here are the most common items you'll need to collect:

- Valid ID
- Proof of homeowners insurance
- Bank statements or wire transfer details
- Any final documents or approvals required by your lender

☐ Final Walk-Through

Typically done within 24 hours of closing, this is your chance to ensure the property is in agreed-upon condition. You'll confirm that repairs (if any) are completed and the home is move-in ready.

☐ Obtain Certified Funds

Before closing, confirm the exact amount needed for your down payment and closing costs. Then arrange a wire transfer or certified check, as personal checks are usually not accepted. Your funds will be held in escrow until everything is finalized.



STEP TEN

Closing Day

WELCOME TO THE FINISH LINE!

The big day has arrived—you're about to become a homeowner! Here's what typically happens during closing and how to prepare:

▷ Signing the Documents

You'll meet with the closing agent or attorney to review and sign all the necessary paperwork. This includes the mortgage agreement, title documents, and other legal forms. Take your time and ask questions, this is an important moment!

▷ Final Payments

Any remaining funds you owe, such as the down payment and closing costs, will be collected if you haven't wired them in advance. Be sure to bring a certified check or proof of wire transfer as instructed.

▷ Title Transfer

Once everything is signed and funds are received, ownership of the property will be officially transferred to you. The deed will be recorded with the county, making you the legal owner.

Get your keys and celebrate buying your home!

“Real estate isn’t just a job for me, it’s my purpose. I’m committed to helping every client reach their real estate goals and enjoy an outstanding home buying experience.”



Marcus Payne
REALTOR®

YOUR CHOICE FOR ALL THINGS REAL ESTATE

HRP with eXp REALTY

LET'S FIND YOUR

DREAM HOME

Thank you for choosing me to help you in the process of buying your home. I look forward to working with you to help you achieve ALL of your real estate goals.

Marcus Payne

REALTOR®

(229) 947-9058

MARCUS.PAYNE@EXPREALTY.COM

MARCUSPAYNEREALTOR.COM

Marcus Payne REALTOR®

YOUR CHOICE FOR ALL THINGS REAL ESTATE

2025 WINNER Best OF MIDDLE GEORGIA The Telegraph

